CITY OF MISSOULA UTILITIES

FY20 Budget Presentation

July 2019

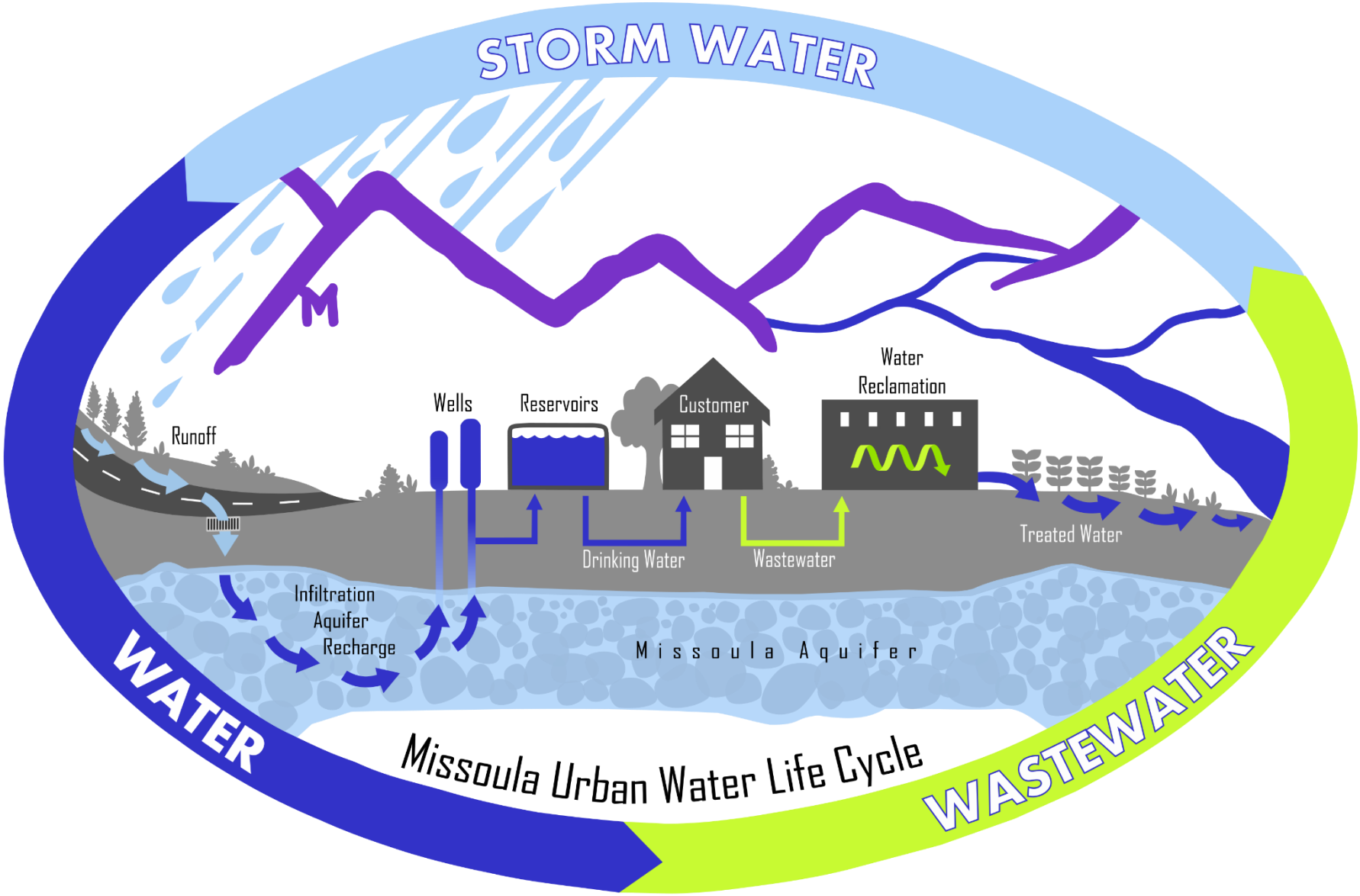

Your City of Missoula Utilities - Working Together to Serve You.

EJIW - IFCO
STORM
"keep it clean,
MISSOULA
drains to streams"
DUMP NO WASTE
DRAINS TO STREAMS
MADE IN USA

STORM WATER

Department Priorities

- Upper Gharrett Improvements
- Mansion Heights Improvements
- Alliance Way Improvements
- Mullan Road Drainage Study
- System Maintenance
- Customer Service Performance
- Recruitment and Retention Process
- Fiscal Responsibility

Budget Overview

	FY2019 Adopted Budget	FY2019 Estimated Year End	FY2020 Baseline	FY2020 Proposed New Requests	FY2020 Proposed Budget	Percent Change
Personnel Services	258,472	129,272	186,336	7,828	194,164	(24.88)%
Supplies	34,546	12,811	27,210	34,989	62,199	80 .05%
Purchased Services	27,563	22,646	50,513	311,014	361,527	1,211.64%
Fixed Charges	3,144	6,397	3,490	192,563	196,053	6,135.78%
Debt Service	53,772	11,445	10,092	---	10,092	(81.23)%
Miscellaneous	---	---	139,700	---	139,700	---
Total	**$377,497**	**$182,571**	**$417,341**	**$546,394**	**$963,735**	**155.30%**

New Requests

Infrastructure Asset Management Software Application - $100,000

- Create user interface in Accela Automation
- Replace current manual and labor intensive documentation and data recording
- Allows for Storm Water Utility Field Technicians and Regulatory Compliance Specialist to:
  - gather data,
  - track asset inspection and maintenance, and
  - document permit compliance for reporting to MT DEQ for MS4 compliance and USACE on Missoula levee system.

New Requests

Mullan Road Storm Water Drainage Master Plan Phase 1 - $61,800

- Address pollution and street flooding issues within the Mullan Road corridor
- Identify existing deficiencies in storm water infrastructure
- Highlight future needs as annexation and development occurs

New Requests

Linda Vista Storm Water Drainage - $65,564

- Address pollution and street flooding issues within the Lower Linda Vista area
- Identify existing deficiencies in storm water infrastructure
- Highlight future needs as annexation and development occurs

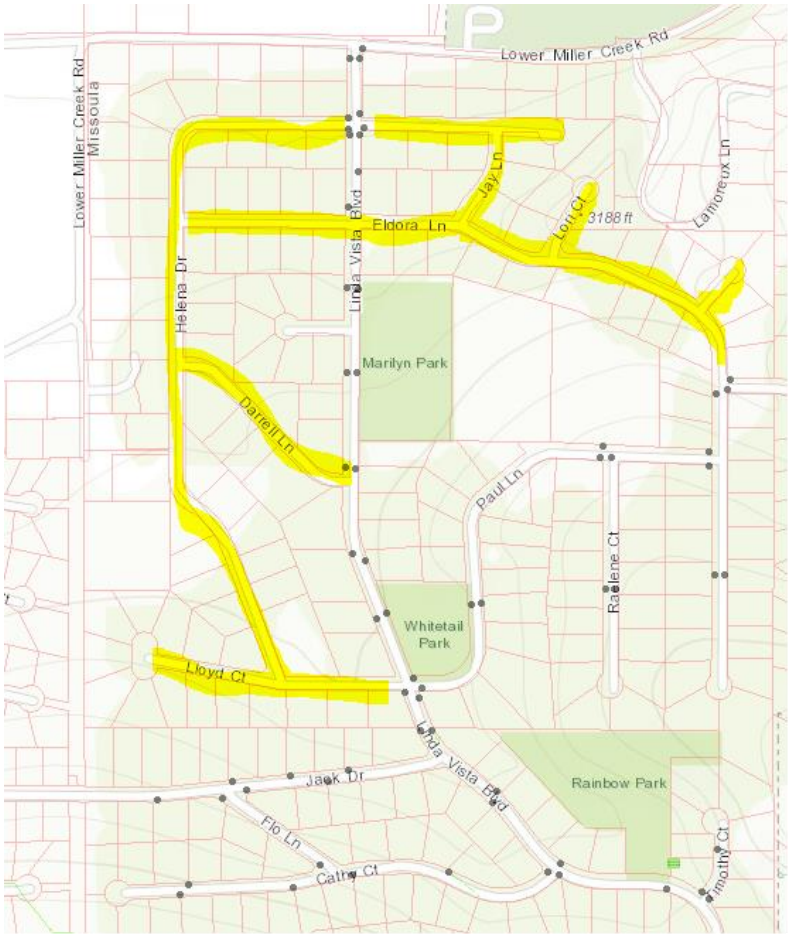

Capital Improvement Projects

System Improvements - $814,800

- Upper Gharrett Drainage Improvements
- Caras Park Outfall Pretreatment Retrofit Project – Phase 2
- Pattee Creek Drainage Improvements
- Mansion Heights Drainage Improvements
- Hillview Way to 55th St. Drainage Improvements
- Sample & Test Equipment

Levee Maintenance - $150,000

- Missoula Levee Geotechnical Inspection and Recertification

Upper Gharrett Drainage Improvements

- Extensive erosion in Meadowwood neighborhood
- Project 10+ years in the making

Project:

- Connect existing pipe between Gharrett Ave. and Meadowwood Ln.
- Analyze potential outfall improvements

Result:

- Reduce sediment downstream
- Reduce City maintenance
- Improve public safety
- Prevent loss of sewer infrastructure
- Mitigate private property flooding

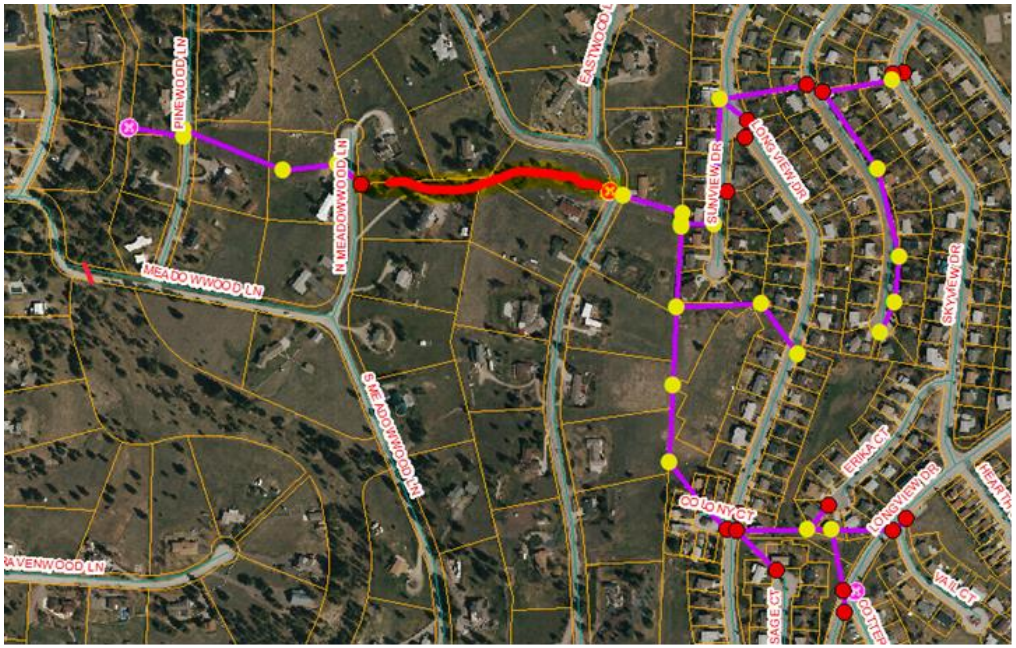

- Meet MS4 permit requirements

Mansion Heights Drainage Improvements

- Underground springs pooling on street
- Destroying street surface

Project:

- Capture water underground
- Pipe under street down to existing detention basin

Result:

- Solve excessive icing in winter
- Extend life of asphalt

Pattee Creek Drainage Improvements

- Water pools at intersection of Takima Dr. and Pattee Canyon Dr.
- Street deterioration

Project:

- Connect five existing inadequate sumps with pipe

Result:

- Water drains to existing detention basin

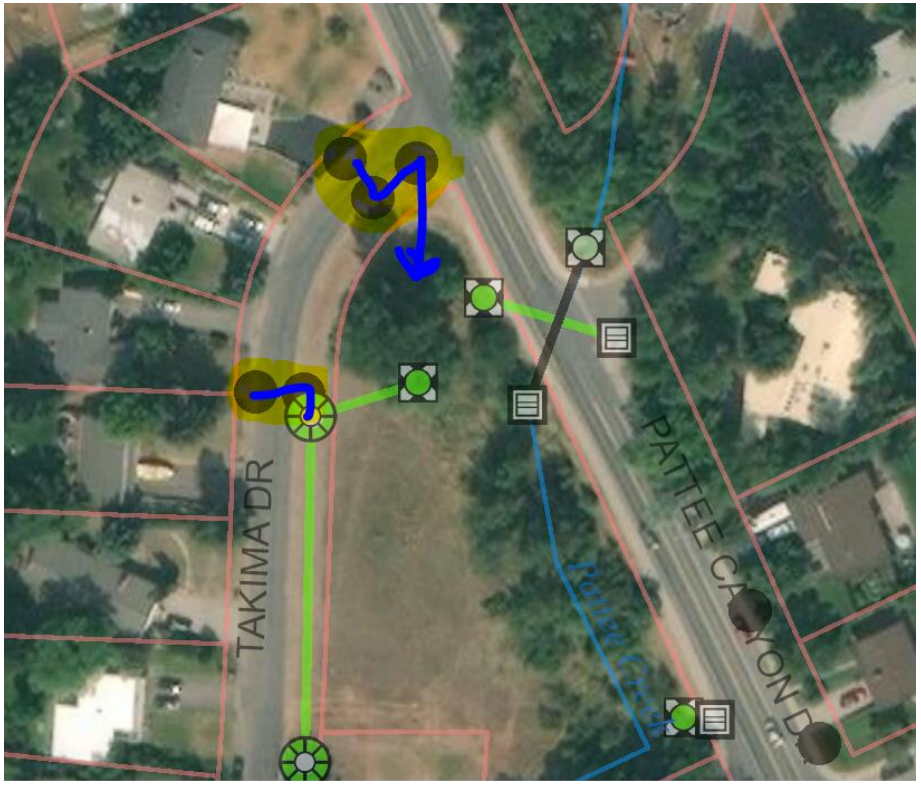

FY20 CIP Projected Expenditures

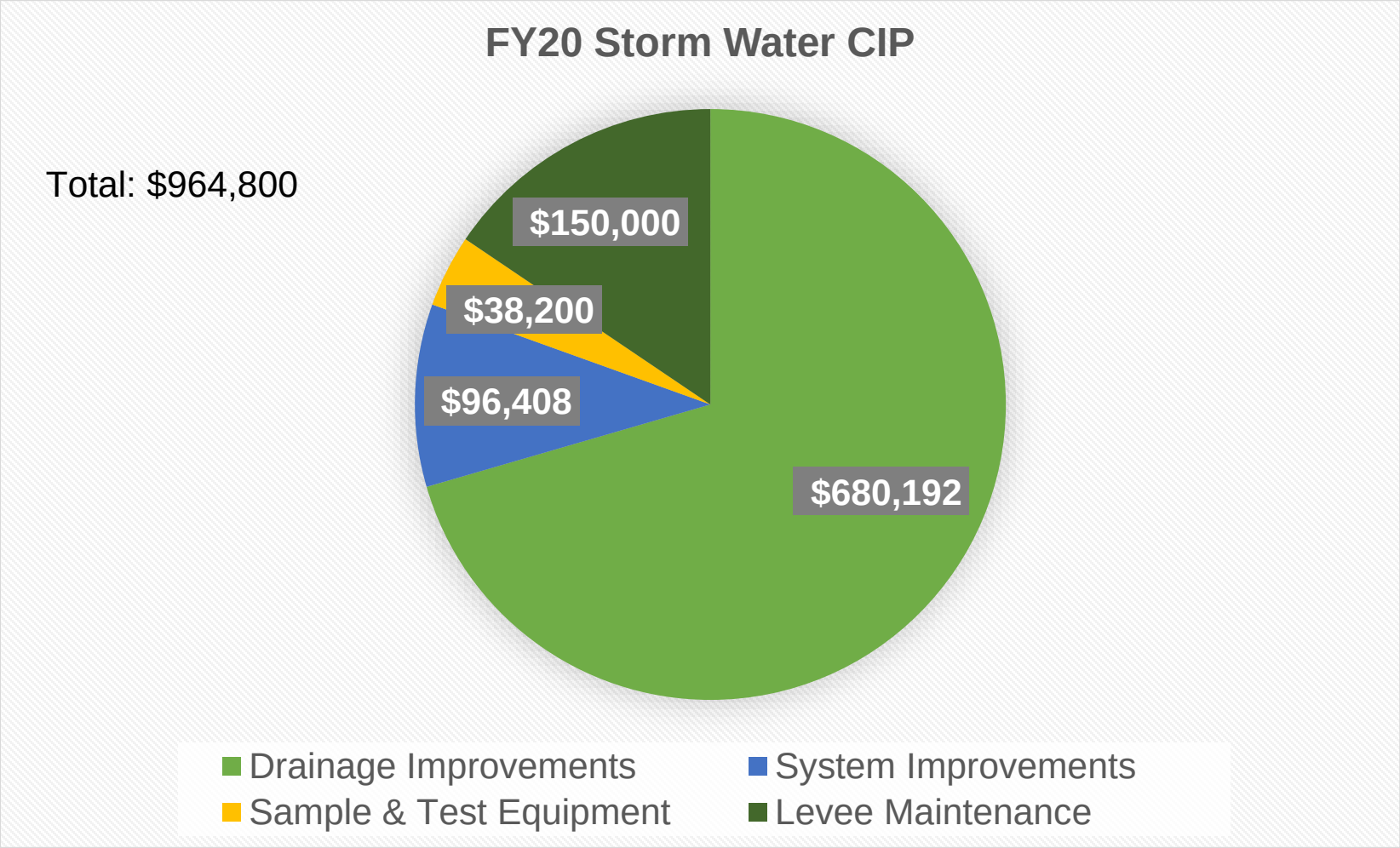

FY20-24 CIP Projected Expenditures

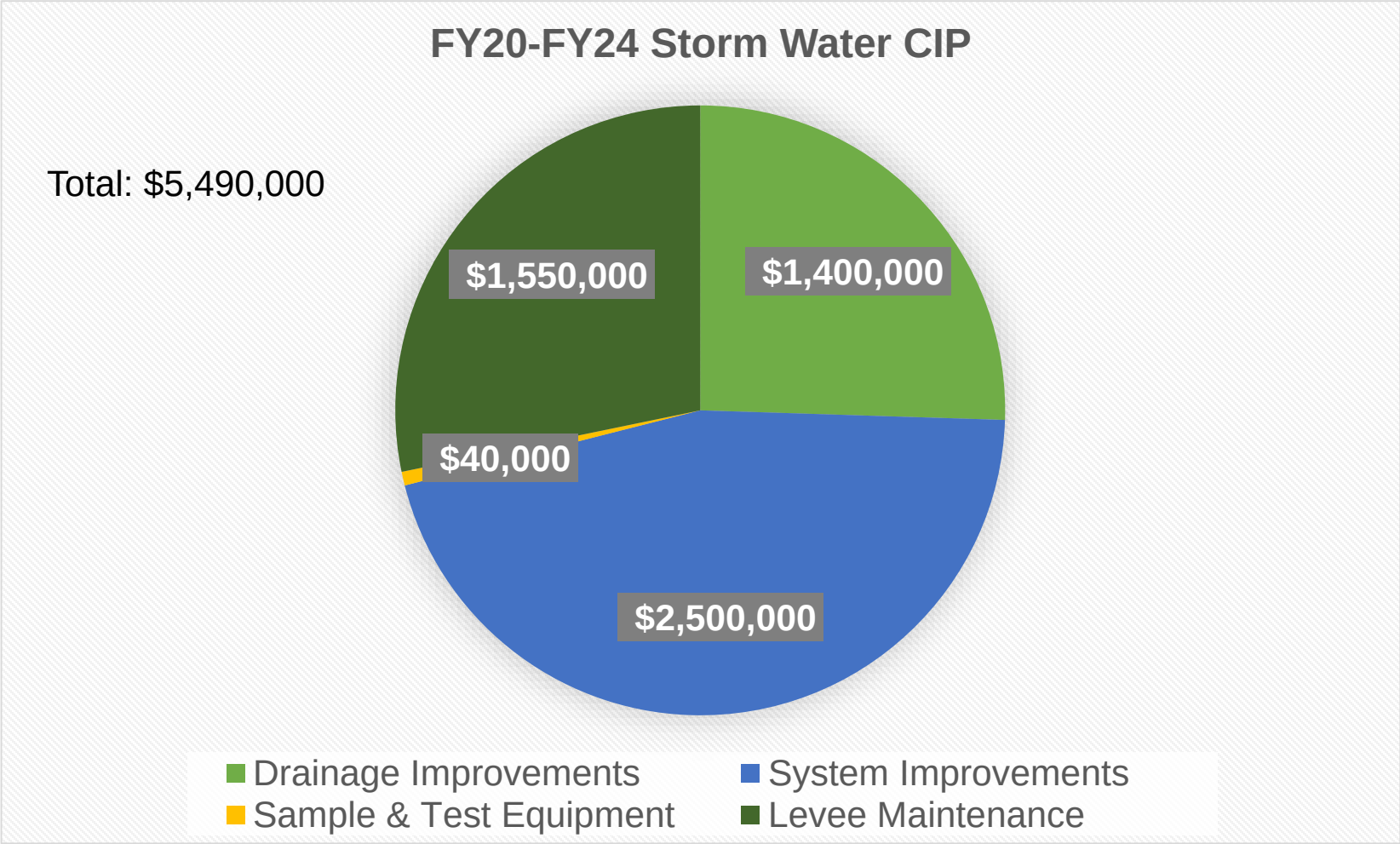

Budget Overview

	FY2019 Adopted Budget	FY2019 Estimated Year End	FY2020 Baseline	FY2020 Proposed New Requests	FY2020 Proposed Budget	Percent Change
Personnel Services	258,472	129,272	186,336	7,828	194,164	(24.88)%
Supplies	34,546	12,811	27,210	34,989	62,199	80 .05%
Purchased Services	27,563	22,646	50,513	311,014	361,527	1,211.64%
Fixed Charges	3,144	6,397	3,490	192,563	196,053	6,135.78%
Debt Service	53,772	11,445	10,092	---	10,092	(81.23)%
Miscellaneous	---	---	139,700	---	139,700	---
Total	**$377,497**	**$182,571**	**$417,341**	**$546,394**	**$963,735**	**155.30%**

Questions

Public Works
THE GARDEN CITY
MISSOULA
HUB OF FIVE VALLEYS
Wastewater Division

GARDEN CITY
COMPOST City of Missoula

WASTEWATER

Department Priorities

Collections System

- Reserve St. Lift Station
- University Force Main Replacement
- Mount Sentinel Telemetry Site
- Southpointe Decommissioning Project
- Owen St. Main Replacement
- 2 FTEs
- 2 Service Trucks
- Maintain employee safety and public health
- Customer service performance
- Recruitment and retention process
- Fiscal responsibility

Department Priorities

Treatment Plant

- Complete Laboratory Expansion
- Replace aging roofs on two Facility buildings
- Complete energy saving LED lighting replacement
- Replace two main influent pumps
- Complete centrifuge rebuild
- Upgrade the alarm and control servers
- Maintain employee safety and public health
- Meet or exceed all regulatory requirements protecting the Clark Fork River
- Customer service performance
- Recruitment and retention process
- Fiscal responsibility

Department Priorities

Compost

- Bring the new Compost screen online
- Select a marketing consultant
- Replace one aging front end loader
- Continue upgrading the Compost operation
- Continue engagement in Missoula's Zero by Fifty Goals
- Maintain employee safety and public health
- Meet or exceed all DEQ Solid Waste regulatory requirements
- Customer service performance
- Recruitment and retention process
- Fiscal responsibility

Budget Overview

	FY2019 Adopted Budget	FY2019 Estimated Year End	FY2020 Baseline	FY2020 Proposed New Requests	FY2020 Proposed Budget	Percent Change
Personnel Services	2,588,217	2,464,979	2,524,761	348,212	2,872,973	11.00%
Supplies	860,370	679,457	715,684	6,986	722,670	(16.00)%
Purchased Services	1,831,966	1,375,505	1,372,531	134,925	1,507,456	(17.71)%
Fixed Charges	1,528,767	766,192	1,694,820	410,962	2,105,782	37.74%
Debt Service	2,540,564	2,494,828	2,453,716	---	2,453,716	(3.42)%
Miscellaneous	1,500	18,550	20,050	---	20,050	1,236.67%
Total	**$9,351,384**	**$7,799,511**	**$8,781,562**	**$901,085**	**$9,682,647**	**3.54%**

New Requests

Wastewater Plant Maintenance - $117,330

- Co-Gen annual maintenance
- Increased DEQ permit
  - required to operate

New Requests

Collection Personnel (2 FTEs) & Vehicles - $254,112

- Collections O&M Manager
- Collections Technician
- Current employee level for 15 years
- Maintenance deferred due to growth and lack of personnel

New Requests

Plant Personnel (1 FTE)- $86,647

- Additional Facilities Assistant Mechanic
- Increased maintenance activity at the facilities
- Reduce break-down time
- Increase efficiency and production

New Requests

Compost Marketing - $50,000

- Hire firm to boost marketing strategy of Garden City Compost
- Essential for success in the community
- Provide additional means for resource recovery

Capital Improvement Projects

Collections - $3,416,640

- University Force Main
- Broadway/Maple St. Sewer Extension
- Reserve Street Lift Station Upgrade
- Grant Creek Lift Station
- Southpointe/Marias STEP
- Sewer Main Replacement Program
- System Improvements

Treatment Plant - $1,011,502

- Wastewater Lab Expansion
- Wastewater Facility Roof Replacement
- Influent Pump Replacement
- System Improvements

Compost - $80,000

- System Improvements

University Sewer Force Main

- Replace 800 feet of sewer force main in Maurice Ave
- From existing lift station to S. 6th St. W.

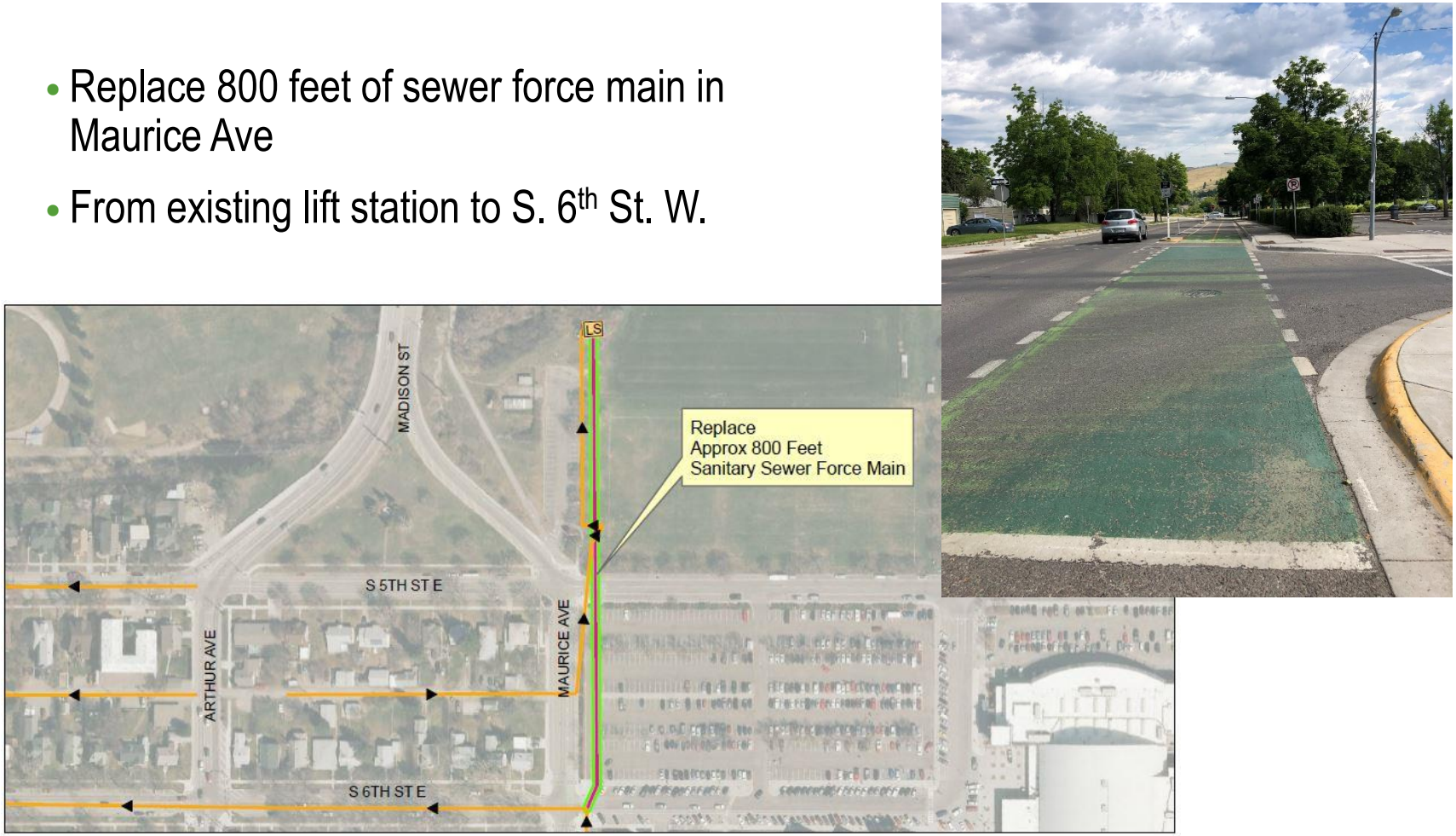

Broadway/Maple St. Sewer Main Extension

- Install 585 ft. of gravity main in Maple St.
- Install 370 ft. of gravity main in W. Broadway

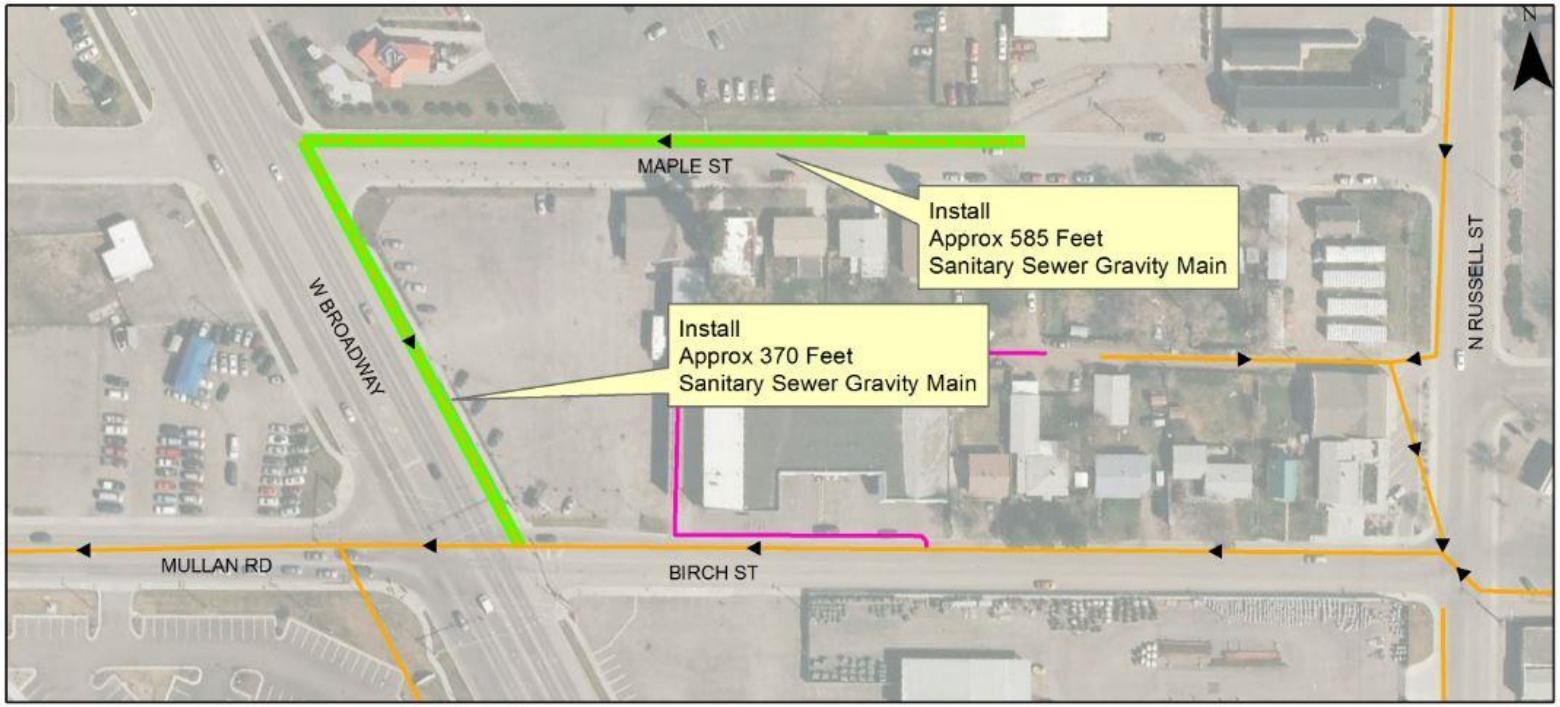

Southpointe/Marias STEP

- Remove existing STEP tank on Marias St.
- Install approx. 645 ft. of gravity main in Marias St. from Southpointe Dr. to Carla Jo Ln.



FY20 CIP Projected Expenditures

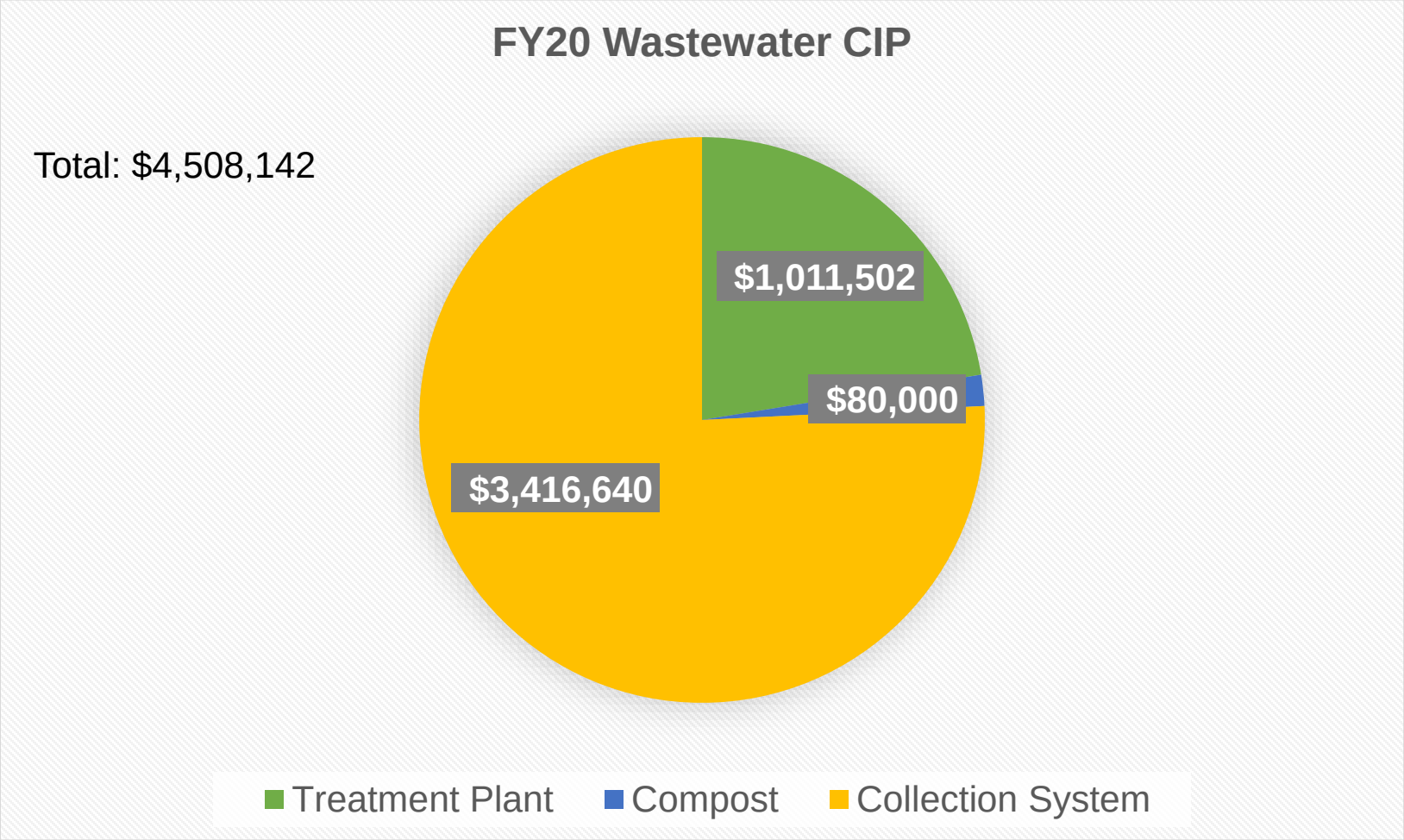

FY20-24 CIP Projected Expenditures

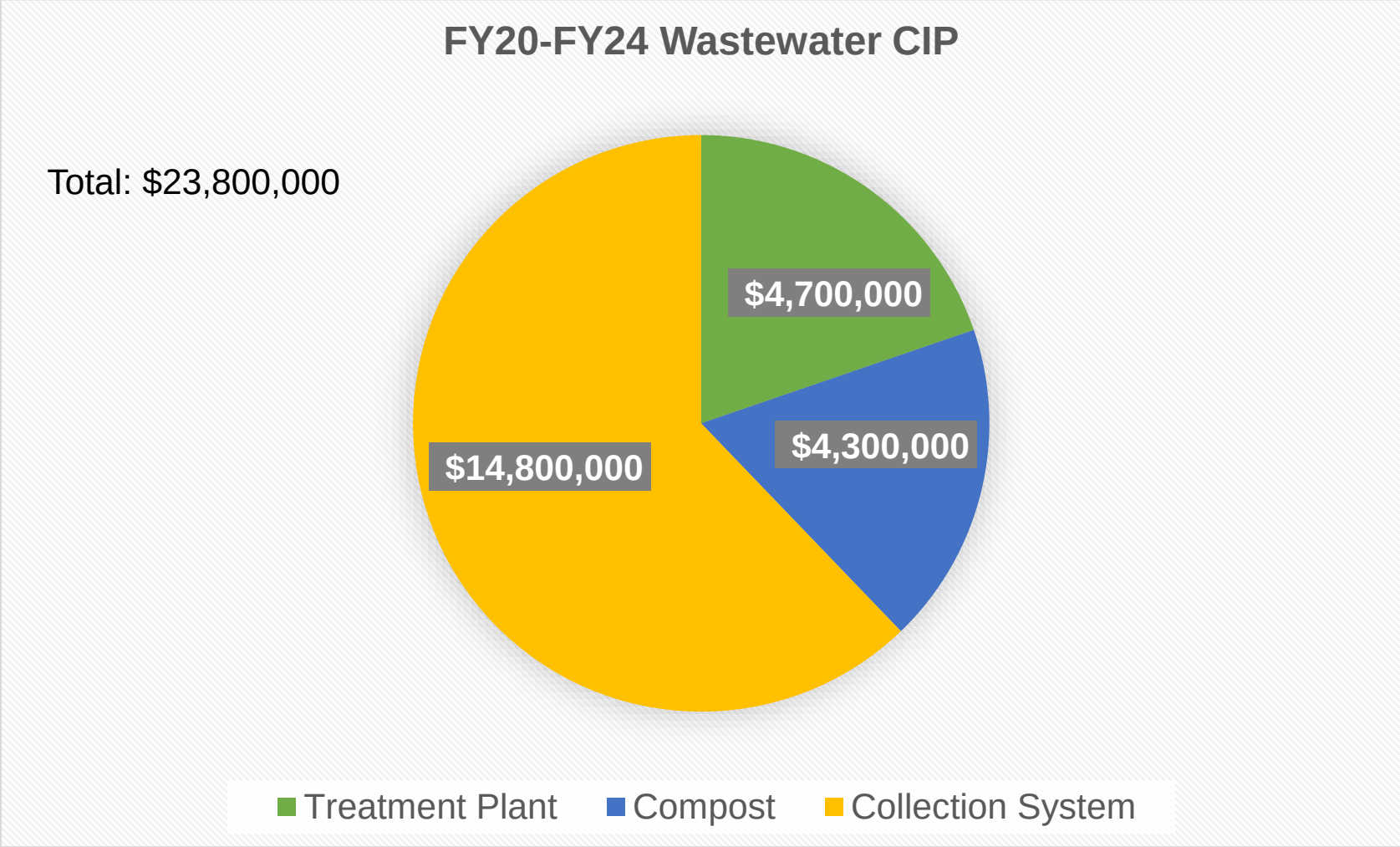

Budget Overview

	FY2019 Adopted Budget	FY2019 Estimated Year End	FY2020 Baseline	FY2020 Proposed New Requests	FY2020 Proposed Budget	Percent Change
Personnel Services	2,588,217	2,464,979	2,524,761	348,212	2,872,973	11.00%
Supplies	860,370	679,457	715,684	6,986	722,670	(16.00)%
Purchased Services	1,831,966	1,375,505	1,372,531	134,925	1,507,456	(17.71)%
Fixed Charges	1,528,767	766,192	1,694,820	410,962	2,105,782	37.74%
Debt Service	2,540,564	2,494,828	2,453,716	---	2,453,716	(3.42)%
Miscellaneous	1,500	18,550	20,050	---	20,050	1,236.67%
Total	**$9,351,384**	**$7,799,511**	**$8,781,562**	**$901,085**	**$9,682,647**	**3.54%**

Questions

WATER

Department Priorities

- Capital Improvements
- Reduce Unaccounted for System Water
- System Maintenance
- Customer Service Performance
- Recruitment and Retention Process
- Vehicle Replacements
- Fiscal Responsibility



Budget Overview

	FY2019 Adopted Budget	FY2019 Estimated Year End	FY2020 Baseline	FY2020 Proposed New Requests	FY2020 Proposed Budget	Percent Change
Personnel Services	3,789,473	4,132,908	3,783,920	(138,077)	3,645,843	(3.79)%
Supplies	451,760	559,693	464,235	---	464,235	2.76%
Purchased Services	2,600,615	3,656,040	2,864,784	---	2,864,784	10.16%
Fixed Charges	3,526,109	1,756,532	2,994,314	26,905	3,021,219	(14.32)%
Debt Service	4,442,404	3,649,561	4,607,119	---	4,607,119	3.71%
*Payoff Debt Service	---	26,402,855	---	---	---	---
Miscellaneous	200,000	12,000	---	---	---	(100.00)%
Total	**$15,010,361**	**$40,169,589**	**$14,714,372**	**(111,172)**	**$14,603,200**	**(2.71)%**





CAUTION

New Requests

Utility Serviceperson (2 FTEs) - $136,288

- Distribution Department
- Four employees since 2004
- Additional Phantom Hills infrastructure

- Tasks:
  - Main Repairs/Taps
  - Valve Turning
  - Fire Hydrant Maintenance

Capital Improvement Projects

System Improvements - $5,969,624

- S. 3rd St. W. Main Replacement
- E. Pine St. Main Replacement
- W. Pine St. Main Replacement
- Jefferson St. Main Replacement
- Cemetery Rd. Main Extension Design
- Service Swaps – Alder St. & Cooper St.
- Wyoming St. Main Tie-In
- Wilderness Dam Improvements
- Stephens Well Pump
- Remove Crestline Tanks
- Upper Prospect Reservoir Design
- Generator – Grant Creek Booster
- Facility Improvements
- Pump Improvements
- SCADA Improvements
- Meters
- New Hydrants
- Replacement Hydrants
- Valve Replacements
- Blowoff Replacements
- Water Main Upsizing

S. 3rd Street W. Main Replacement

- Replace approx. 1,425 ft. of 6” Kalmein water main
- S. 3rd Street W. from Ash St. to S. Orange St.

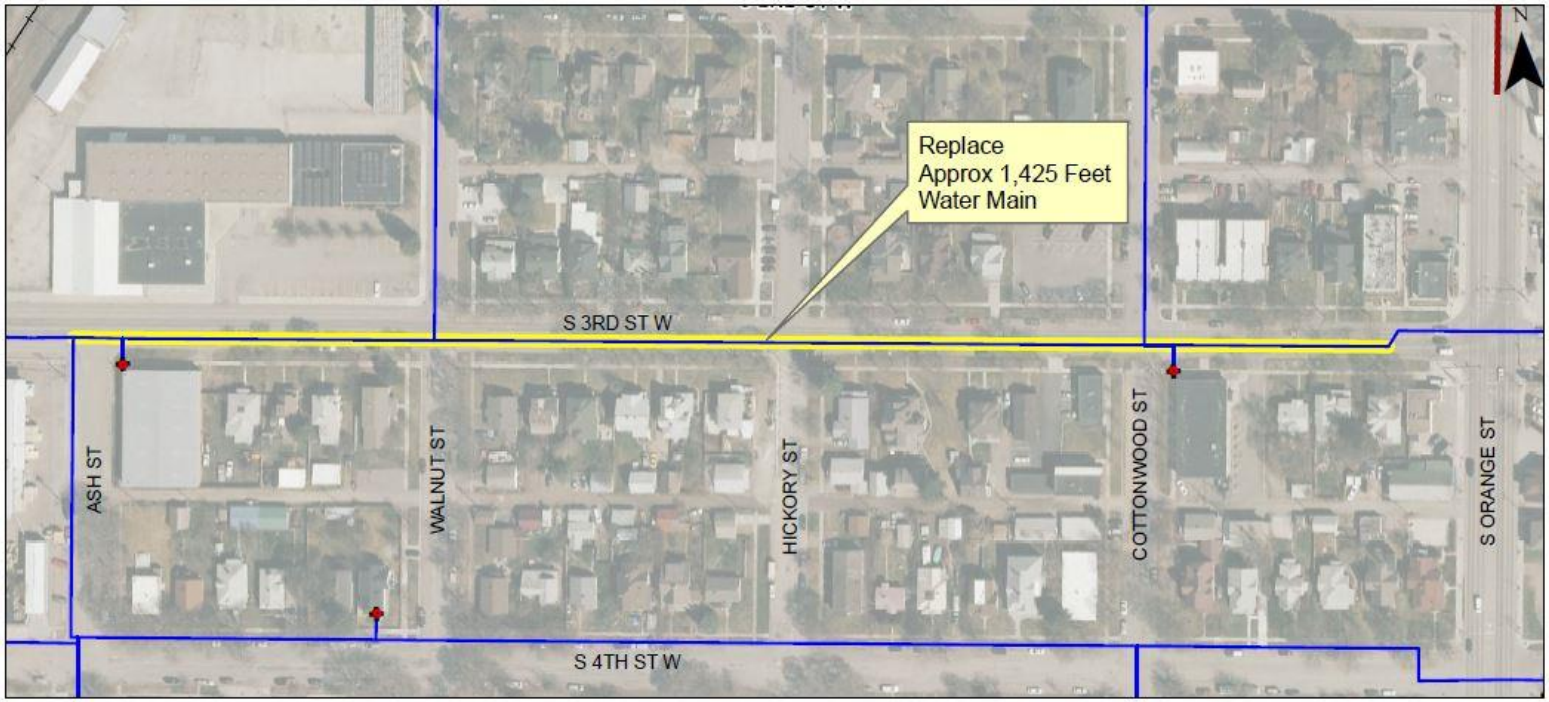

E. Pine St. & Jefferson St. Main Replacement

- Replace approx. 745 ft. of 12” Kalmein water main
- E Pine St. from Adams St. to Madison St.
- Replace approx. 325 ft. of 12” Kalmein water main
- Jefferson St. from E. Pine St. to E. Spruce St.

W. Pine St. Main Replacement

- Replace approx. 800 ft. of 6” Kalmein water main
- East of railroad tracks to McCormick St.

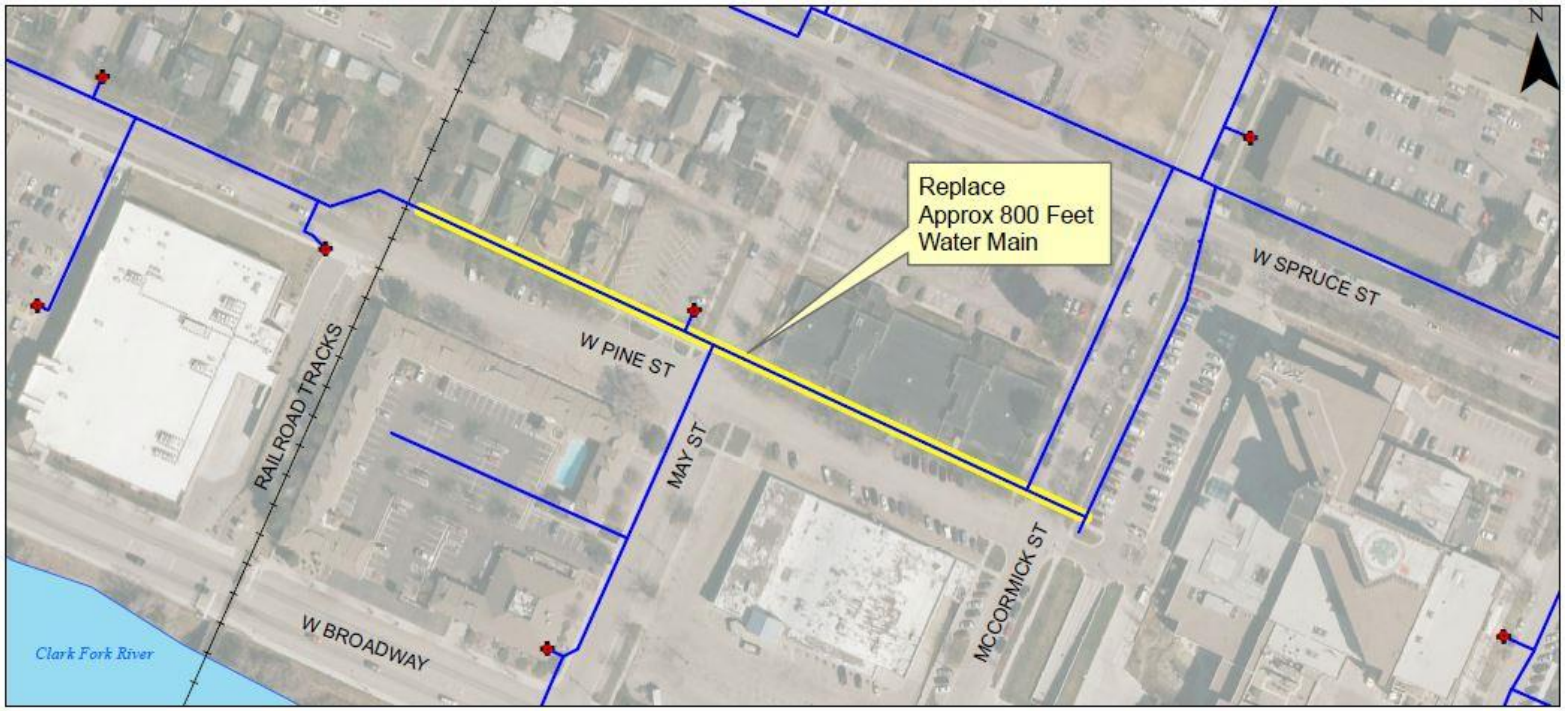

Cemetery Rd. Main Installation

- Install approx. 3,770 ft. of new water main in Cemetery Rd.
- Connect existing main at Cemetery entrance west to existing main at Yellowstone Pipeline facility

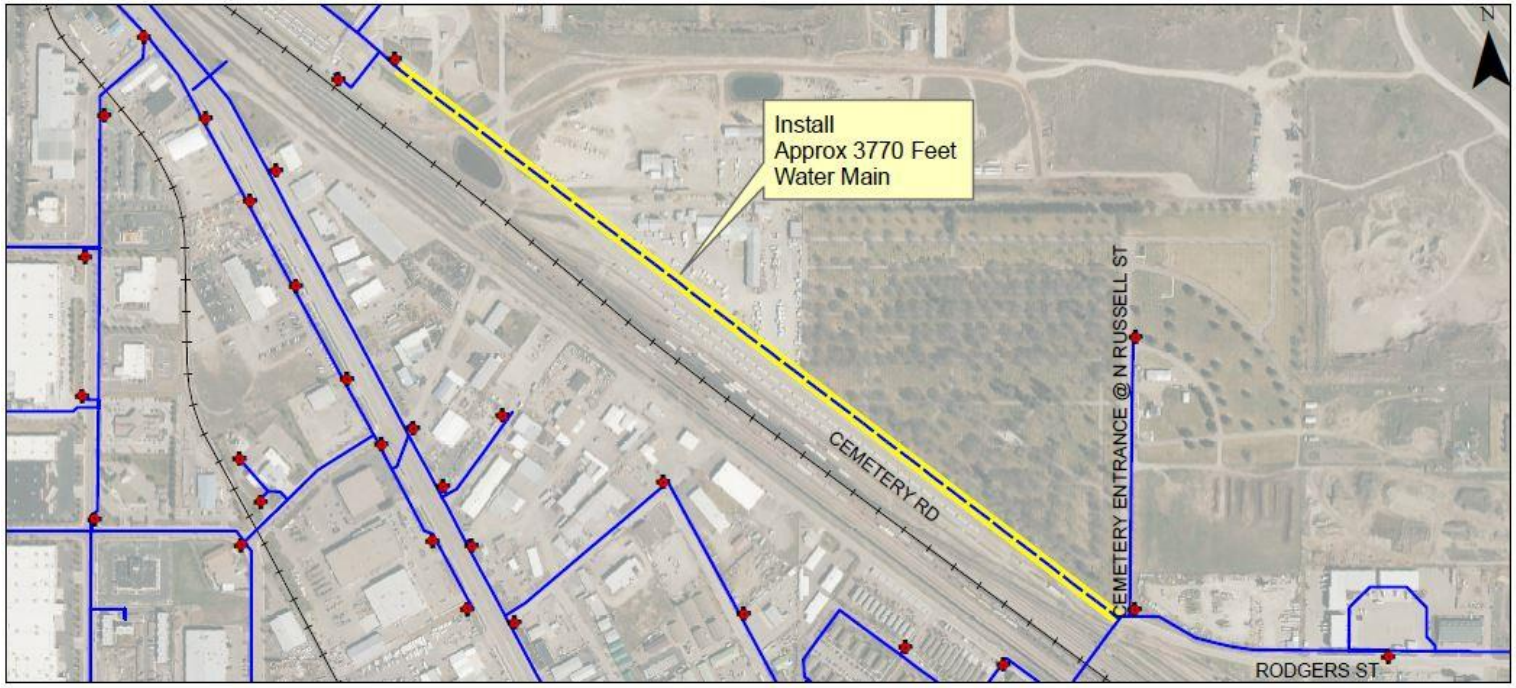

W. Alder Street Service Swaps

- Swap water services from existing 6” main to existing 24” main
- W. Alder Street from McCormick St. to Ryman St.

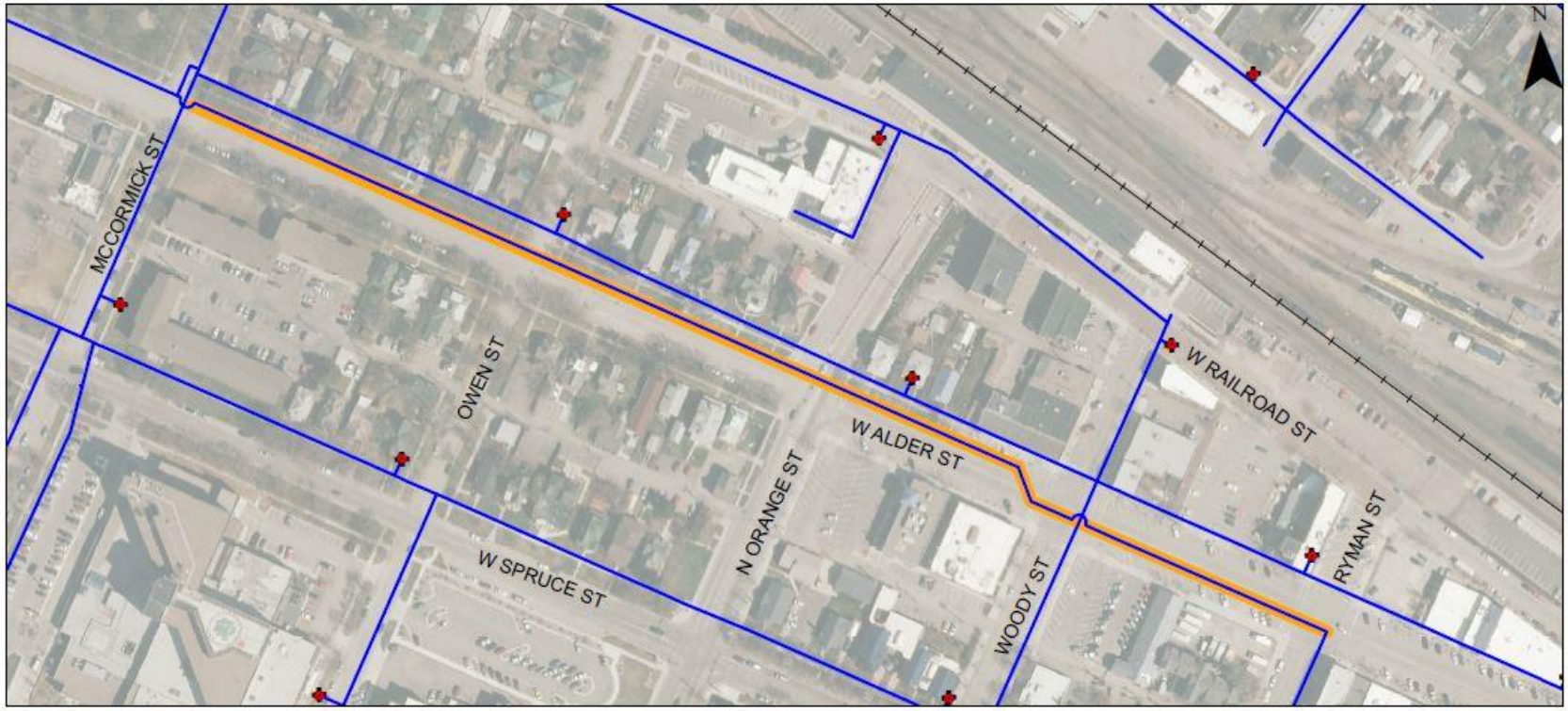

Cooper Street Service Swaps

- Swap water services from existing 6” main to existing 24” main
- Cooper Street from Burns St. to Burton St.

Wyoming St. Main Installation

- Install approx. 700 ft. of new water main in Wyoming St.
- Prince St. to California St.

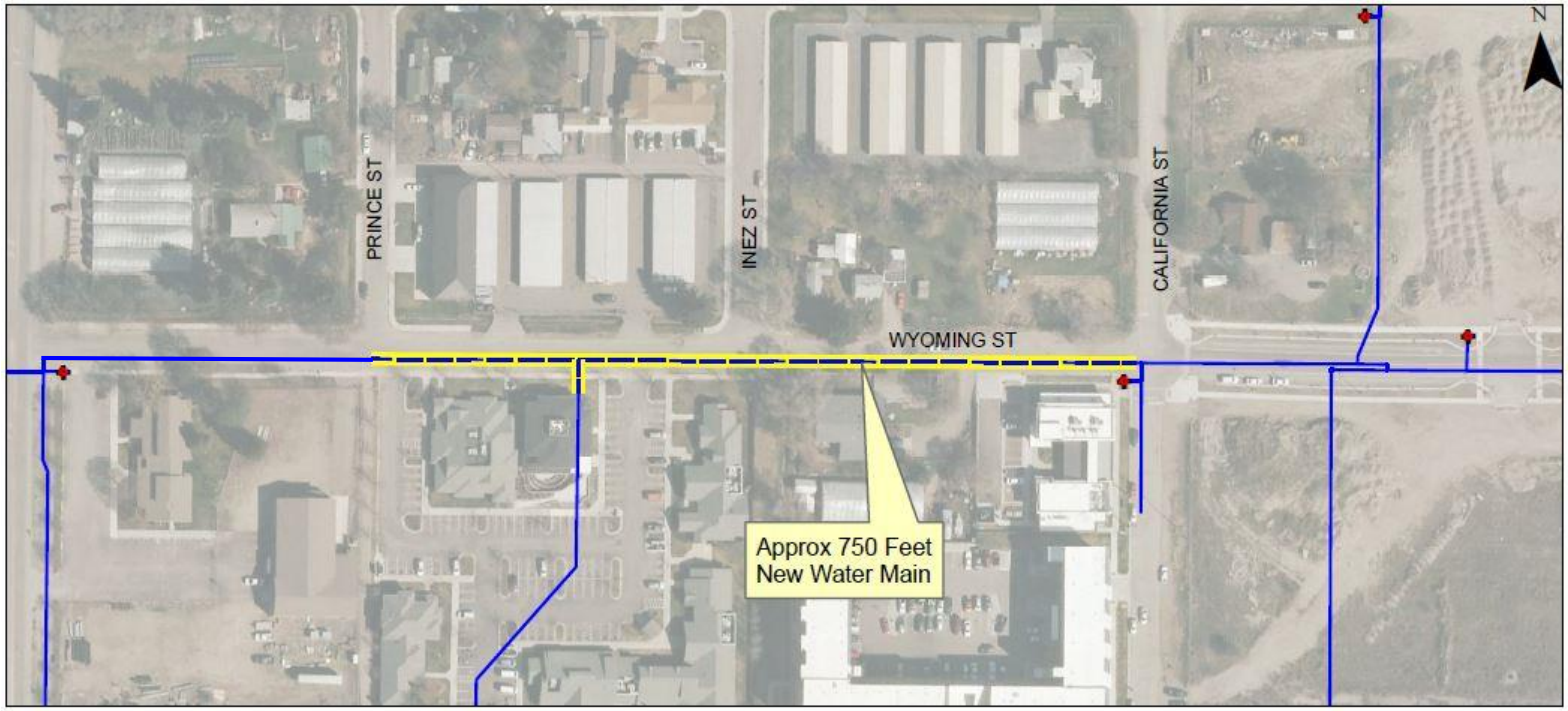

SPEED LIMIT
30

AVE

DEERE
350D

SOUTH

FY20 CIP Projected Expenditures

Total: $5,969,624

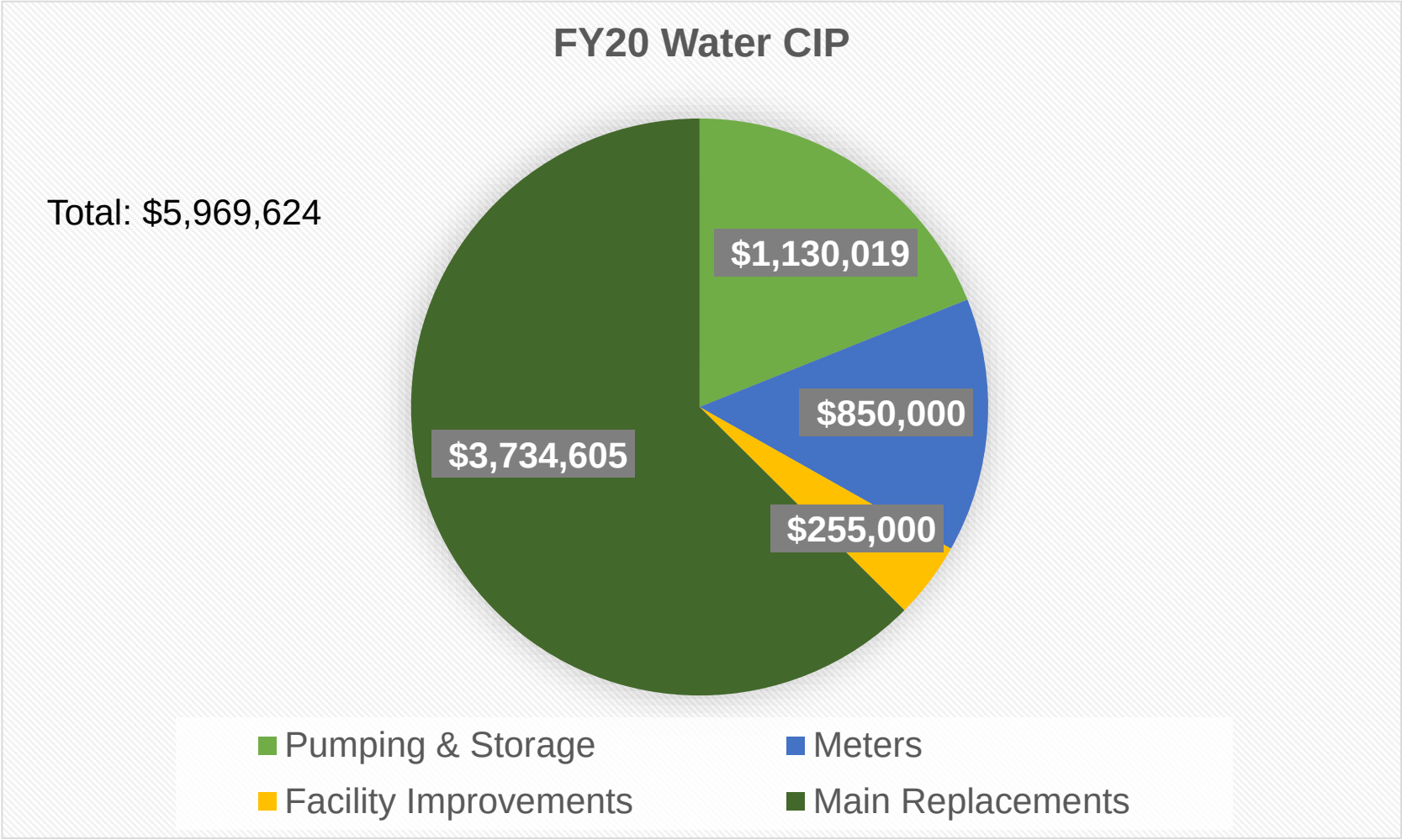

FY20-24 CIP Projected Expenditures

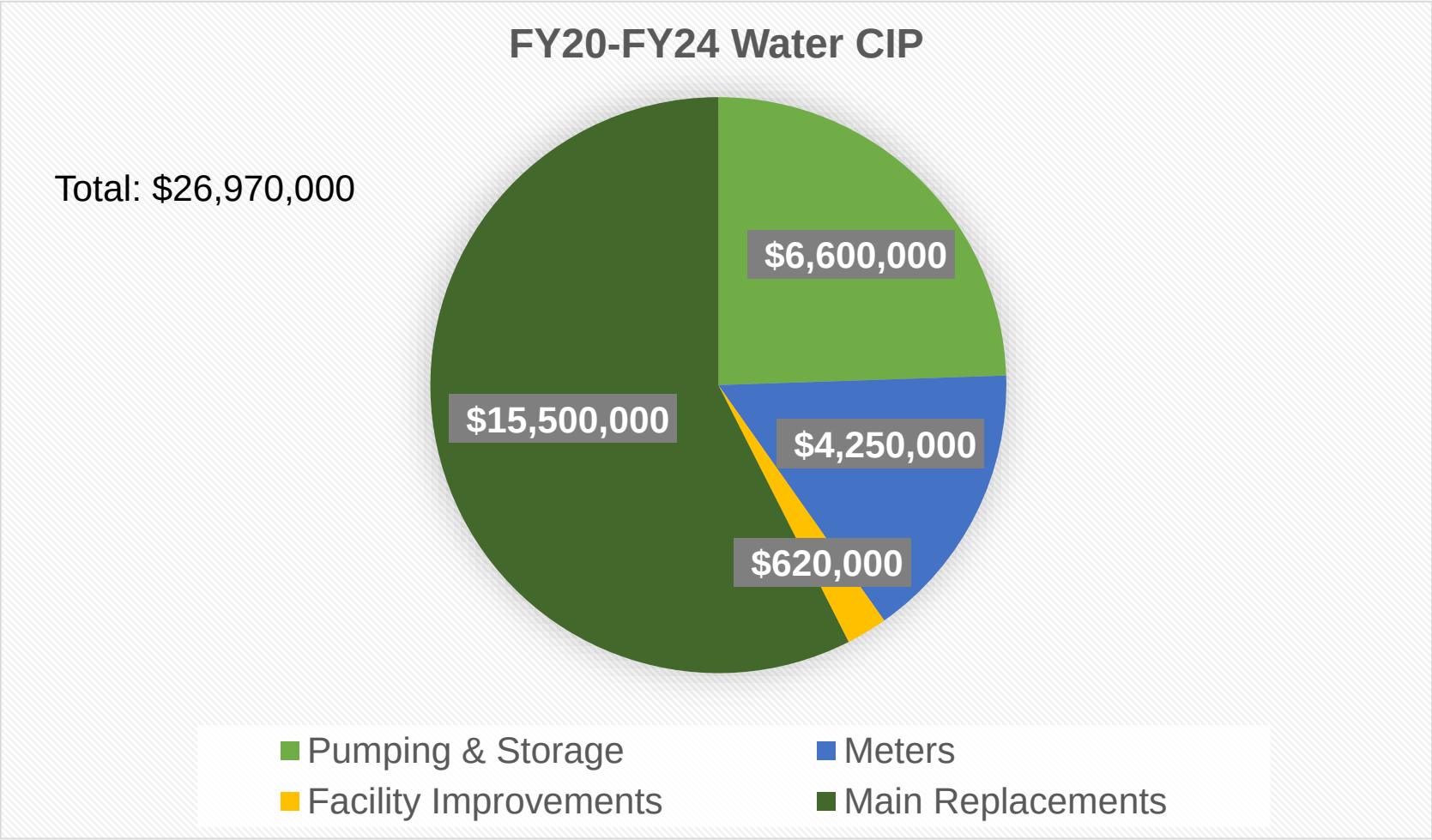

Budget Overview

	FY2019 Adopted Budget	FY2019 Estimated Year End	FY2020 Baseline	FY2020 Proposed New Requests	FY2020 Proposed Budget	Percent Change
Personnel Services	3,789,473	4,132,908	3,783,920	(138,077)	3,645,843	(3.79)%
Supplies	451,760	559,693	464,235	---	464,235	2.76%
Purchased Services	2,600,615	3,656,040	2,864,784	---	2,864,784	10.16%
Fixed Charges	3,526,109	1,756,532	2,994,314	26,905	3,021,219	(14.32)%
Debt Service	4,442,404	3,649,561	4,607,119	---	4,607,119	3.71%
*Payoff Debt Service	---	26,402,855	---	---	---	---
Miscellaneous	200,000	12,000	---	---	---	(100.00)%
Total	**$15,010,361**	**$40,169,589**	**$14,714,372**	**(111,172)**	**$14,603,200**	**(2.71)%**

Questions